

# Profile Picture

## Upload a digital profile picture

Your digital profile picture will be used for your myUNUD account, attendance controls and your student ID.

### Digital camera



You can take a photograph of you using your digital camera and download this to your laptop or computer. Please ensure that you face and half of your chest is in the picture and that the size of the file is no bigger than 1MB.

### Scanner







If you have a scanner you can scan your picture and upload the resulting image. Please ensure that you are clear to see in the picture and that the size of the file is no bigger than 1MB.

### Saving your image



You need to save your image as a jpeg (.jpg) and name the file **<Your name> Picture**, so that you can easily identify each file when you come to upload it later and make sure you save it somewhere you can remember!



**File Size**

**max.  
1MB**

**Save as**

**.jpg  
.jpeg**

**Resolution**

**800 x  
600**

**Aspect Ratio**

**4:3**